

teach me to walk in the light of His love ^{again}



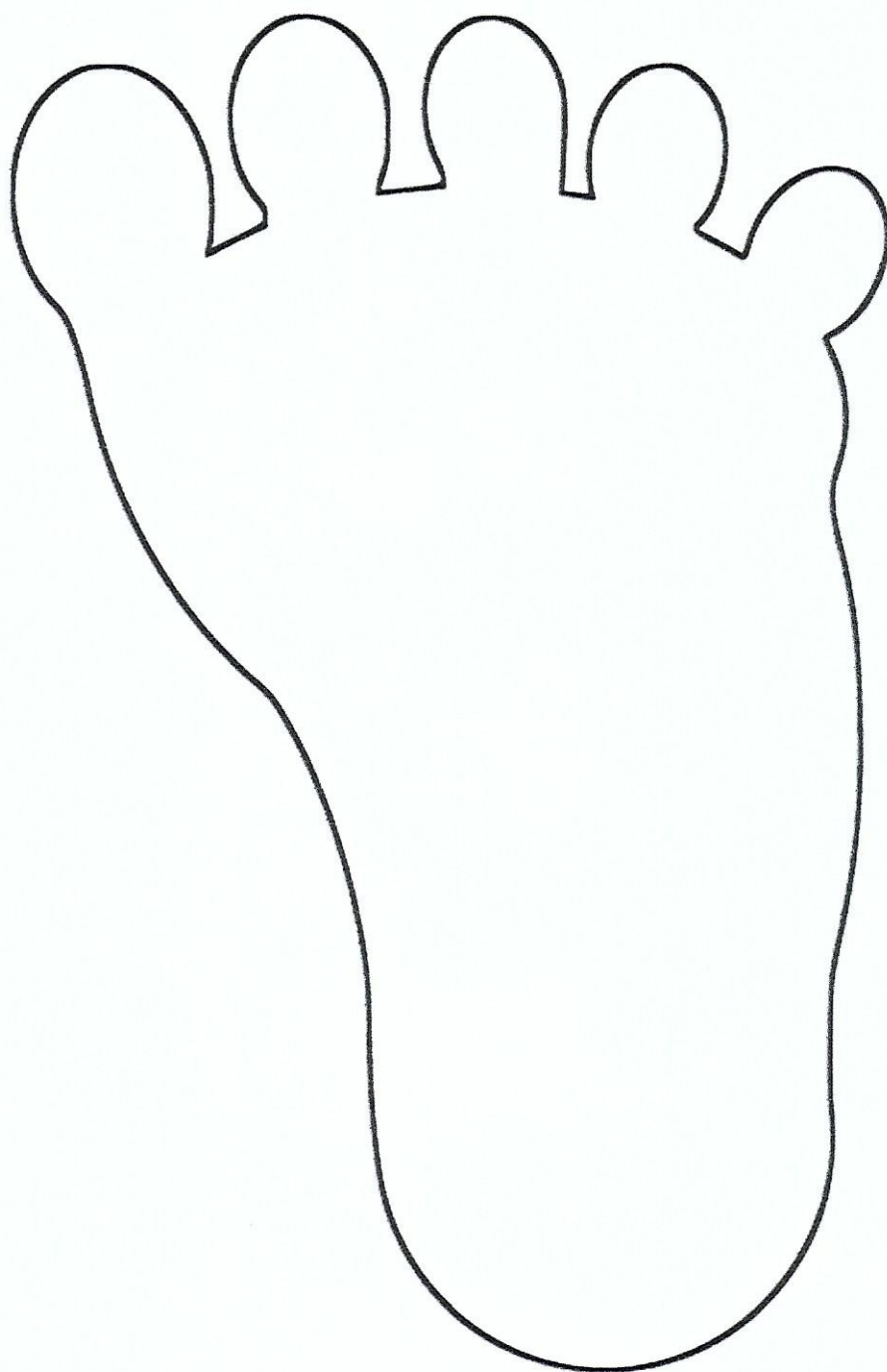
**KICK : Transforming Lives with God's Love
Through Sport & Support**



www.ColoringPages.ws

Copyright © 2012 ColoringPages.ws. All rights reserved

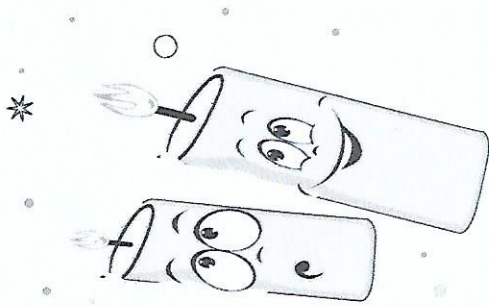
**KICK : Transforming Lives with God's Love
Through Sport & Support**



God walks with you

*LORD, be gracious to us;
we long for you. Be our
strength every morning,
our salvation in time of
distress. Isaiah 33 : 2.*

Cut around the picture
of the foot.
Cut out the Bible
verse and glue it
to the foot.



What did one candle say to the other candle?

I'm going out tonight.

Which word in the dictionary is longest?

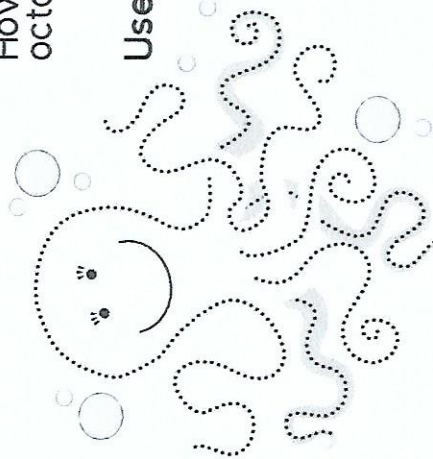
Smiles. Between the Ss, there's a mile.

How do you organize an outer-space party?

You **PLANet** early.

How do you make an octopus laugh?

Use 10 tickles (tentacles).



Walking with Jesus in Hard Times

As we walk with Jesus, we have many blessings, many good times. But we sometimes meet troubles on our path, too. See how many troubles you can find in this word search.

E C R B C Z F E P E V T Y I C
S E R A M T H G I N B X Q T Y
C D A Z B D N J S F S W R C A
P R E G N U H E W M Z H F O X
N Y F A F U L F D N E O X Z H
Y T E S T S T L P I G C S C C
T B C H A H V F I V C N H W A
T C Z E G W X M D E A C B C H
V B M E C E S T O H S F A B A
H Z S O Q R T K F V L D T H D
I Y V K Z S O M W S K A Q M B
D G Y B P A R V O V U H L B M
I H Y V E G M A I W T U R B F
R L T F K B S Q W D T S S E Y
Q P T T Y L P W S N M B X A E

ACCIDENT	BULLIES	DEATH	DIVORCE
FEAR	FLU	HUNGER	MEASLES
SHOTS	STORMS	TESTS	WAR
NIGHTMARES			

How do these words of Jesus help you in times of trouble?

I am with you always.

Matthew 28:20

Psalm 50 : 14-15 & Isiah 33 : 2



Created using the Words Up Games [Word Search Maker](https://wordsearchmaker.com) at [WordsUp.co.uk](https://wordsup.co.uk)

CALL
DAY
DELIVER
DISTRESS
FULFILL
GOD
GRACIOUS :

HIGH
HONOUR
LONG
LORD
MORNING
MOST
OFFERINGS

PSALM
SACRIFICE
SALVATION
STRENGTH
TIME
TROUBLE
VOWS

Peach Crumble

This is another GLOW recipe. Very simple, but great fun.

Add to a large mixing bowl :

200g plain flour

100g butter straight from the fridge and cut into cubes.

Rub the butter into the flour until it looks like breadcrumbs.

Add 200g demerara sugar to the bowl and mix together.

Place sliced peaches from a tin into a baking dish and sprinkle the crumble mixture on top. (Ask an adult to open the tin).

Bake in the oven until the topping begins to brown.

Together @ Home



Bible Passage

Today we will be exploring together, the story of finding a wife for Isaac

You can find the story in your Bible in:

Genesis 24

Read the story together – choose a Bible translation or children's story version which best suits your group.



A prayer to say together

Dear God,

Thank you for the story of Isaac finding a wife. Thank you that you go before us and prepare good things for us in our lives.

Help us to trust in you and to ask you for help and guidance every day. Help us to listen to your voice and recognise when you hear and answer our prayers.

We pray for all those who may be feeling lonely during this pandemic that you would give them friends to support and comfort them.

Amen

Discussion

A question for adults to ask children

How did the servant know who was the right wife for Isaac?

The servant asked God for a sign so that he would know as well, who the right person was. The sign would be that the person Isaac was to marry would offer to get water not just for the servant but for his camels as well.

Why do you think this was a good sign? Perhaps because it showed that the person would go over and above to show kindness not just to the servant but to his camels too!

God had a plan for the descendants of Abraham, it would stretch all the way through Isaac to Jesus. God knew exactly who Isaac would marry from the beginning.

A question for children to ask adults

Can you think of a time when you knew that God had gone before you in a situation and made a way for you?

Family Activity 1

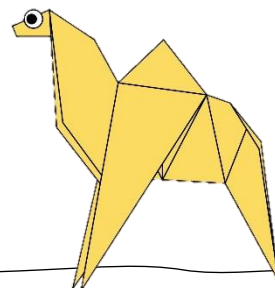
You will need: paper

Use the instructions on page three and four to fold your own origami camels just like the ones that appear in the story.

The folding is quite complicated so take your time – you might like to practice with some simple origami folding first and work up to the camel!

You can also watch a video of somebody else making the camel here:

<https://www.youtube.com/watch?v=HQBFBdxEcg>





A verse to remember

Matthew 11 v 28

**Come to me, all of you who are tired and have heavy loads,
and I will give you rest.**

The servant in the story was nervous about finding the perfect wife for Isaac but he didn't need to be – God had already gone before him and made a plan. All the servant had to do was sit and wait, trusting in God. Why not spend some time giving your worries to God this week and trusting him to take care of things for you.

Try to learn this verse together, you could come up with some actions to help you remember it. Why not decorate the verse on a piece of paper or card together and put it up somewhere to remind you of it through the week?

Family Activity 2

You will need: non-breakable cups (the same size) or spoons, bowls or buckets, measuring jug

Have a water race. Using a jug, measure out water into two bowls or buckets at one end of your garden or wherever you choose to race. Those racing have 1 or 2 minutes to transport as much water as possible from their container to another one at the opposite end of the course.

Use spoons if you want to make the challenge really hard or cups/egg cups to make it slightly easier. At the end of the time use the jug again to see who has transported the most water.



Active Prayer

God had a plan for the life of Isaac, it was all part of his big plan to send Jesus be a saviour for all people. Every step of the path had been planned out including finding a wife for Isaac. Why not take time drawing out a family tree together – take a moment to pray for each person in your family as you add them to the family tree.

Say a thank you prayer for all those who have gone before you.

Pray a blessing prayer over the future of all those who are still with you.



Helping Older Children

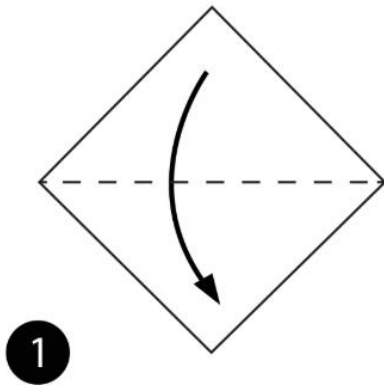
With so much upheaval in recent months many children are finding that their immediate future looks very different than expected. Year 6s are missing their final weeks of primary school, some secondary age children are missing the exams they had prepared for.

Why not write a list of events or moments that you have missed or lost because of lockdown? Give them to God and ask him to give you peace over the loss.

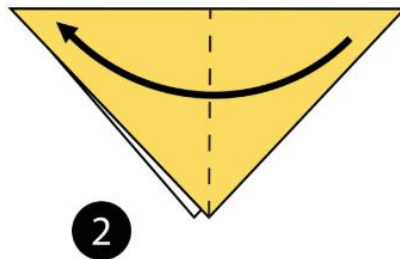
Ask God to help you trust in his promise that He has good plans for your future and that you would find comfort in Him.

How to fold an origami Camel

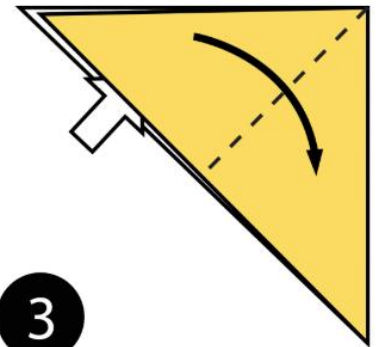
Visit origami.me/camel/ for more help on how to make the folds.



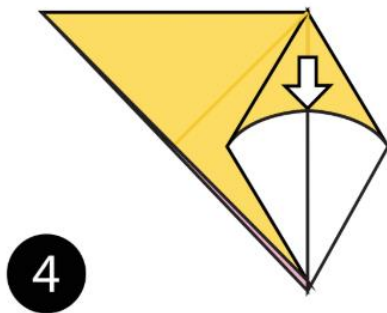
Step 1) Fold the paper in half.



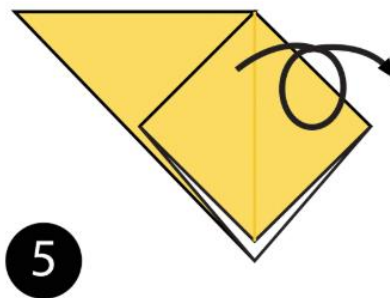
Step 2) Fold the paper in half again.



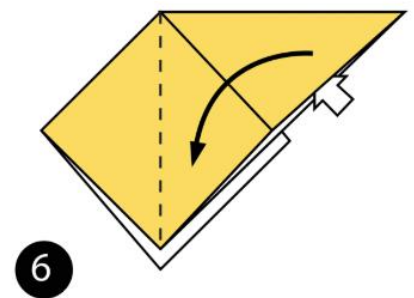
Step 3) Open the top flap of paper over to the right.



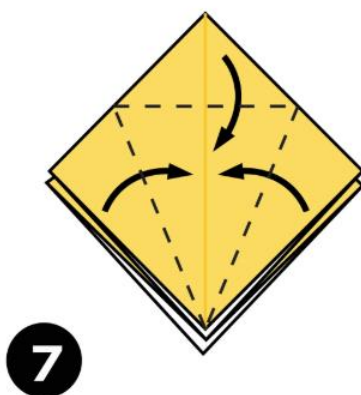
Step 4) Squash Fold this flap down.



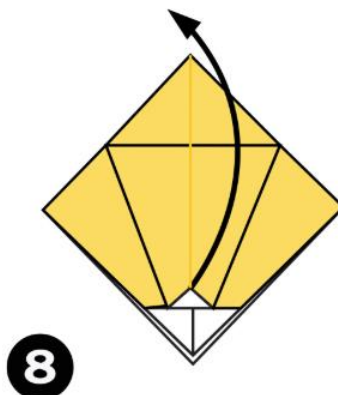
Step 5) Turn the paper over.



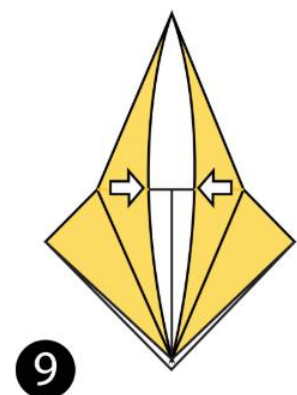
Step 6) Open the top flap of paper over to the left and Squash Fold it down.



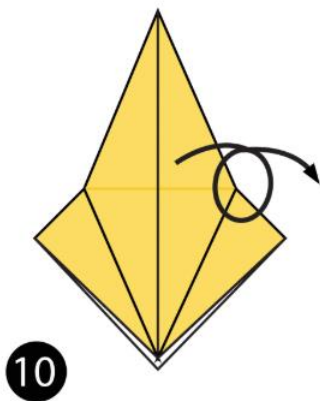
Step 7) Fold and Unfold the sides and the top along the dotted lines. You'll use these creases in the next step.



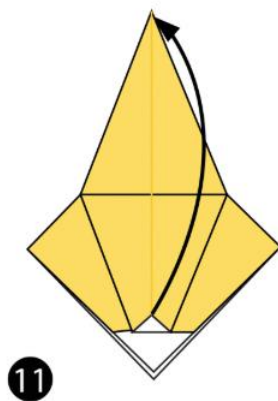
Step 8) Open up the top layer of paper and fold it up using the crease from the previous step.



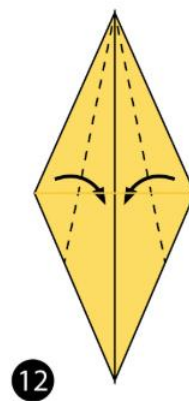
Step 9) Fold in both sides along the existing creases making a Petal Fold.




Step 10) Turn the paper over.



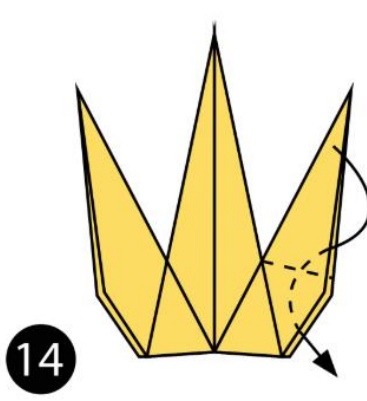
Step 11) Repeat steps 7-9 on this side.



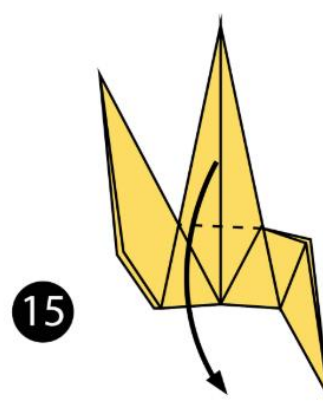
Step 12) Fold both sides to the centre along the dotted lines. Then repeat on the other side.



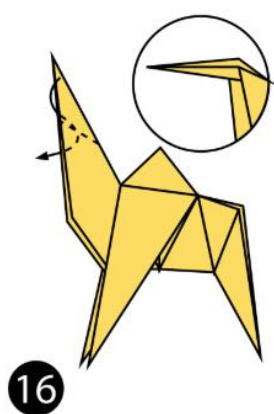
Step 13) Inside Reverse Fold up both sides of the paper just like in a [paper crane](#).



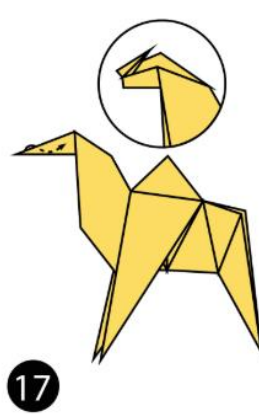
Step 14) Reverse Fold the back part down to make the back legs.



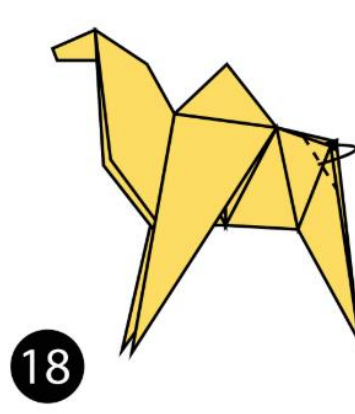
Step 15) Fold the top flap of paper down and repeat on the other side to make the front legs.



Step 16) Reverse Fold the tip down to make the head.

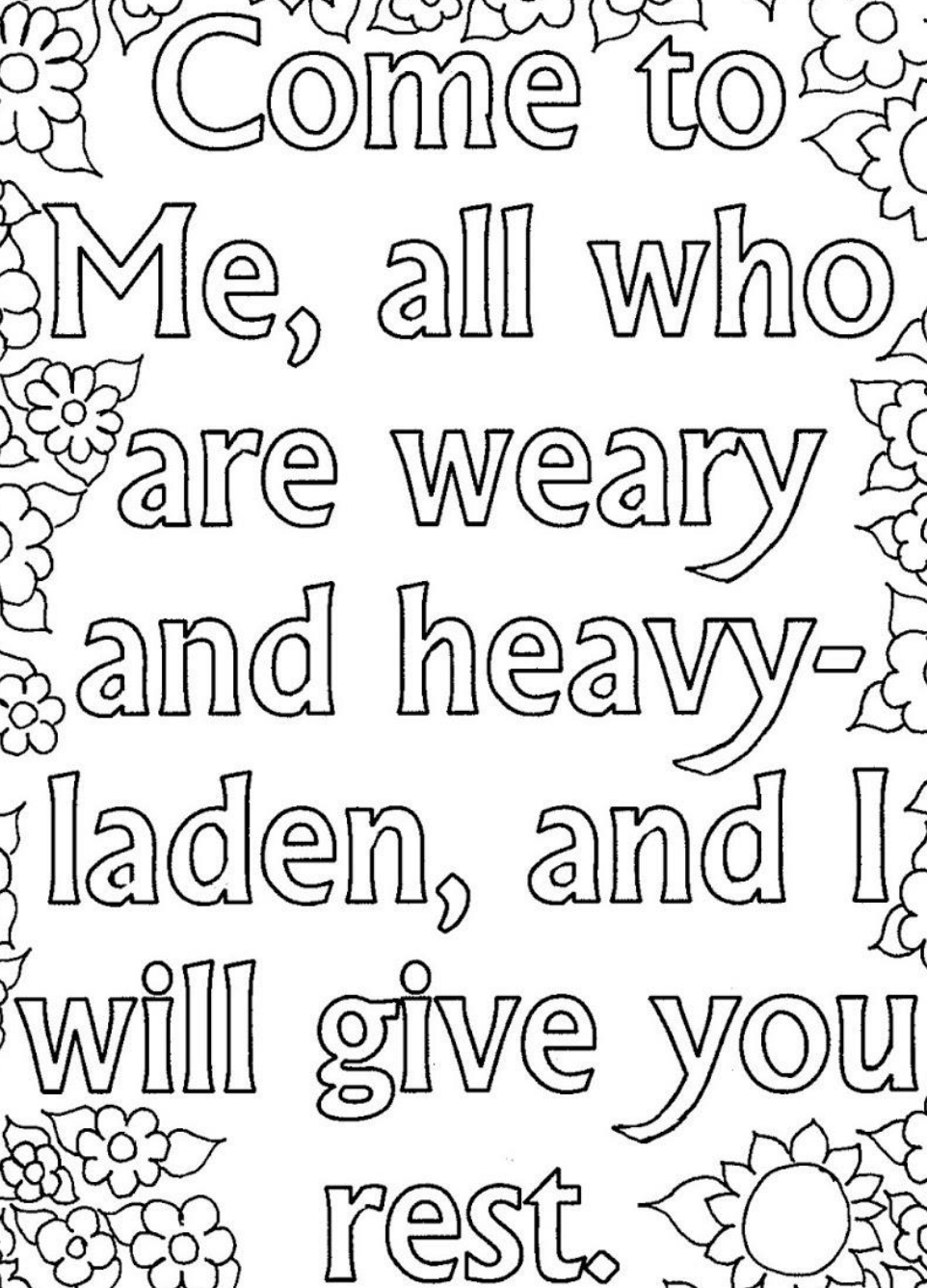


Step 17) Inside Reverse Fold the tip of the head.



Step 18) Fold the back of the leg inside the model along the dotted line. Repeat on the other side.

A colouring page you could print and colour together



Come to
Me, all who
are weary
and heavy-
laden, and I
will give you
rest.


Matthew 11:28

PUZZLE SHEET

Which is the correct wife for Isaac? Only one of the lines from the servant reaches another person.

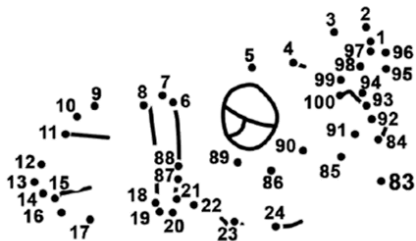


The servant brought jewellery Isaac's new wife can you find the 5 items hidden on this page?



Join the dots in order to reveal a picture.


Then colour the picture in.



A passage to unpack

Matthew 6 v 25-34

Find Matthew
Chapter 6 in your
Bible and read
verses 25 to 34.




Verse 26 talks about how God provides for the birds of the air. Spend 5 minutes looking out of a window or spend some time in the garden looking for birds.

How many birds did you see?

Can you name any of the species of bird you saw?

Draw a bird here:




Sometimes we can take for granted the things that we have and use every day. Write a list of some things which you use every day that you can say thank you to God for.

Thank you God that I have...

Verses 28 and 29 talk about how beautiful the flowers in the fields are.

Sometimes we can worry about how we look or what we wear but God loves us just the way we are.

Decorate the person to look like you. If there are any bits of you that you don't like very much why not ask God to help you see them through His eyes.



This passage tells us not to worry but to seek God first.

1 Peter 5 v 7 says **"Give all your worries to him, because he cares for you."**

Write or draw anything you are worried or scared about in the space below and ask God to take those fears away.
